

# Small Cap Fund | JASCX



James Investment Research, Inc., P.O. Box 8, Alpha, Ohio 45301  
www.jamesfunds.com | info@jamesfunds.com | 1-800-99-JAMES

Advised by James Investment Research, Inc.

MARCH 31, 2015

## Fund Info

### Fund Statistics as of March 31, 2015

Ticker Symbol	JASCX
Cusip	470259508
Benchmark Index	Russell 2000® Index
No. Stocks in Portfolio	95
Assets	\$135.7 Mil.
Median Capitalization	\$905.2 Mil.
Price/Earnings	15.77
Price/Book	2.85
Beta <sup>^</sup>	0.85
Portfolio Turnover	62.00%

<sup>^</sup> A quantitative measure of volatility.

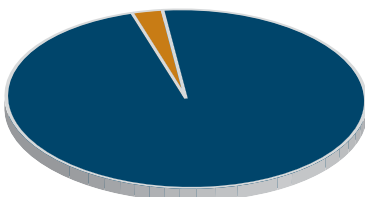
### Fund Operating Expenses Prospectus 11/01/2014

Management Fee	1.25%
Distribution (12b-1) Fee	0.25%
Other Expenses	0.00%
Acquired Fund Fees and Expenses	0.01%
<b>Total Annual Fund Operating Expenses</b>	<b>1.51%</b>

### Top Ten Equity Holdings as of January 31, 2015

Deluxe Corp	4.56%
Portland General Electric Co	3.50%
Lydall Inc	3.39%
Vonage Holdings Corp	2.98%
Hawaiian Holdings Inc	2.93%
PNM Resources Inc	2.57%
Montpelier Re Holdings Ltd	2.50%
Piper Jaffray Cos	2.40%
Empire District Electric Co/The	2.40%
Cato Corp/The	2.18%

## Asset Allocation



■ Equity - 97.40% ■ Cash - 2.60%

As a % of total portfolio as of 3/31/15.

## Investment Objective

The James Small Cap Fund seeks to provide long-term capital appreciation by investing in small cap stocks.

## Investment Strategy & Process

The James Small Cap Fund invests primarily in common stocks of small capitalization companies, defined by JIR as companies with capitalizations at the time of purchase no larger than the stocks in the Russell 2000® Index, which is the benchmark index for this fund. The Russell 2000® Index is constructed to provide a comprehensive capitalization weighted small cap universe of stocks and is reconstituted annually. As of February 28, 2015, the stock with the maximum capitalization in the Russell 2000® Index had a capitalization of \$9.9 billion. The James Small Cap Fund is not indexed to the Russell 2000® and may hold securities not included in the index.

## Morningstar Rating™

Overall Rating	★★★★
3 Year Rating	★★
5 Year Rating	★★★★★
10 Year Rating	★★★★

The Morningstar Star Rating™ for the James Small Cap Fund is based on risk-adjusted returns as of 3/31/15 in the small value category out of 362 funds overall and for the last 3 years, 297 in the last five years, and 201 in the last ten years.

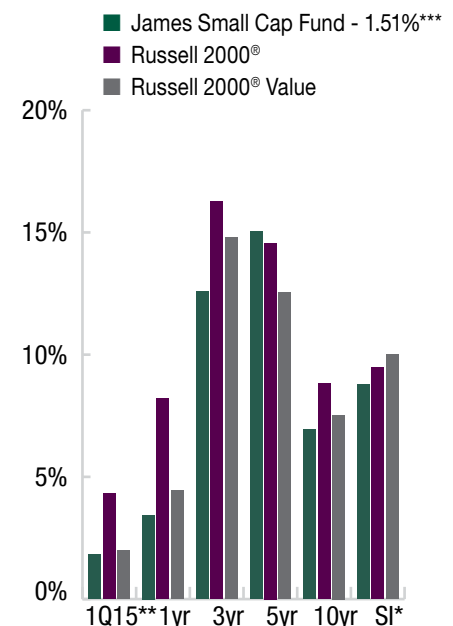
The overall Morningstar Star Rating™ for a fund is derived from a weighted average of the performance figures associated with its three, five and ten year Morningstar rating metrics. ©2015 Morningstar, Inc. All Rights Reserved.

## Performance as of March 31, 2015

	1Q15**	1yr	3yr	5yr	10yr	SI*
<b>James Small Cap</b>	1.81%	3.44%	12.59%	15.03%	6.95%	8.79%
<b>Russell 2000®</b>	4.32%	8.21%	16.27%	14.57%	8.82%	9.47%
<b>Russell 2000® Value</b>	1.98%	4.43%	14.79%	12.54%	7.53%	10.02%

*Investors should consider the investment objectives, risks, and charges and expenses of the James Advantage Funds (the Funds) carefully before investing; this and other information about the Funds is in the prospectus, which can be obtained by calling 1-800-99-JAMES. Read the prospectus carefully before you invest. The performance data quoted represents past performance; past performance does not guarantee future results. The investment return and principal value of an investment will fluctuate so that an investor's shares, when redeemed, may be worth more or less than their original cost. The Fund's current performances may be lower or higher than the performance data quoted. Investors may obtain performance information current to the last month-end, within 7 business days, at www.jamesfunds.com. \*Since Inception 10/2/98 \*\*1st quarter numbers are not annualized. (All other numbers are average annual returns.) \*\*\*Indicates total annual fund operating expenses.*

*Additional Performance figures can be found at JamesFunds.com.*



# Small Cap Fund | JASCX

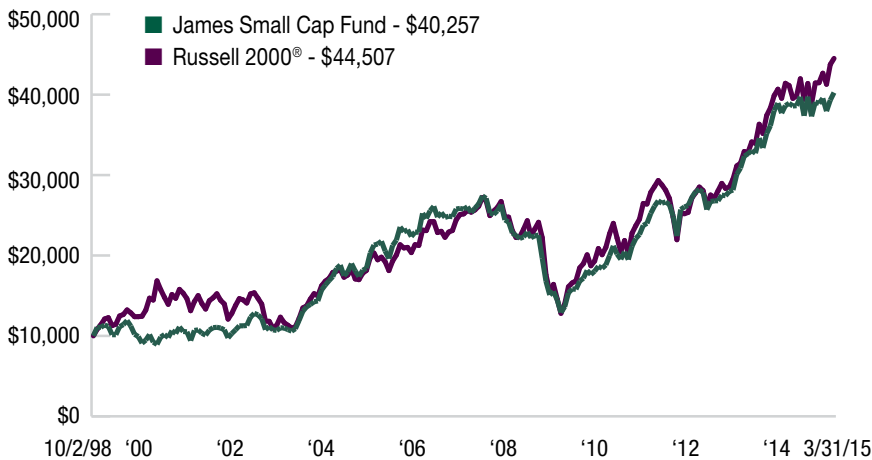
James Investment Research, Inc., P.O. Box 8, Alpha, Ohio 45301  
www.jamesfunds.com | info@jamesfunds.com | 1-800-99-JAMES



Advised by James Investment Research, Inc.

**MARCH 31, 2015**

## Growth of \$10,000 as of March 31, 2015



This performance is based on reinvestment of all dividends and distributions and does not reflect the deduction of taxes that a shareholder would pay on any distributions or the redemption of Fund shares.

## JASCX Yearly Returns

1998*	13.14%
1999	-10.43%
2000	5.03%
2001	5.38%
2002	-2.40%
2003	53.64%
2004	26.18%
2005	7.51%
2006	12.49%
2007	-6.16%
2008	-35.70%
2009	20.04%
2010	27.24%
2011	10.43%
2012	7.35%
2013	38.38%
2014	1.54%

\* Inception is 10/2/98

## Portfolio Managers

### Dr. Frank James, Ph.D

43 Years  
Founder and Chairman of  
James Investment Research

### Barry R. James, CFA, CIC

29 Years  
President/CEO and Portfolio Manager  
with James Investment Research  
President of the  
James Advantage Funds

### Thomas L. Mangan, MBA, CMFC

21 Years  
Senior Vice President and  
Portfolio Manager,  
VP and CFO of  
James Advantage Funds

### David W. James, CFA

35 Years  
Senior Vice President  
and Portfolio Manager

### Ann M. Shaw, CFP

37 Years  
Chief Operating Officer  
and Portfolio Manager

### R. Brian Culpepper, MBA, CMFC

19 Years  
Vice President  
and Portfolio Manager

### Brian Shepardson, CFA, CIC

16 Years  
First Vice President  
and Portfolio Manager

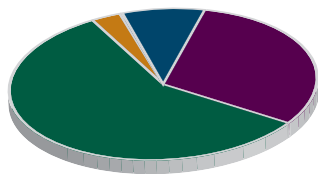
### Trent D. Dysert

9 years  
Portfolio Manager

### Matthew G. Watson, CPA

8 years  
Portfolio Manager

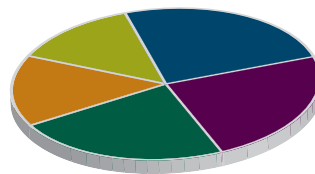
## Market Cap Breakout



■ (Less than \$250 mil)	8.74%
■ (\$250 - \$1,000 mil)	30.67%
■ (\$1,000 - \$4,000 mil)	57.26%
■ (\$4,000 - \$7,000 mil)	3.33%
■ (Greater than \$7,000 mil)	0.00%

As a % of total portfolio as of 3/31/15.

## Top 5 Sector Diversification



■ Finance	19.18%
■ Consumer Cyclical	18.06%
■ Technology	17.79%
■ Consumer Non-Cyclical	11.68%
■ Industrial	10.16%

As a % of total portfolio as of 3/31/15.

For each fund with at least three-year history, Morningstar calculates a Morningstar Rating™ based on a Morningstar Risk-Adjusted Return measure that accounts for variation in a fund's monthly performance (including the effects of sales charges, loads, and redemption fees), placing more emphasis on downward variations and rewarding consistent performance. The top 10% of the funds in each category receive 5 stars, the next 22.5% receive 4 stars, the next 35% receive 3 stars, and the next 22.5% receive 2 stars and the bottom 10% receive 1 star. (Each share class is counted as a fraction of one fund with the scale and rated separately, which may cause slight variations in the distribution percentages.)

As of 3/31/15, James Small Cap Fund was rated against the following numbers of U.S. domiciled Small Cap Value funds over the following time periods: 362 funds in the last three years, 297 in the last five years, and 201 in the last ten years. With respect to these Small Cap Value funds, the James Small Cap Fund received a Morningstar Rating™ of 2 stars for the three year period, 5 stars for the five year period, and 3 stars for the 10 year period.

Ratings are based on risk-adjusted return. The Overall Morningstar Rating for a fund is derived from a weighted average of the performance figures associated with its 3, 5 and 10-year (if applicable) Morningstar Rating metrics. (Overall and 3-years 362 funds)

Fund holdings and sector weightings are subject to change without notice. The average annual total returns assume reinvestment of income, dividends and capital gains distributions and reflect changes in net asset value. The principal value and investment return will vary with market conditions so that an investor's shares, when redeemed, may be worth more or less than their original cost.

\*\*\*\*The Russell 2000® Index is a widely recognized, unmanaged index comprised of the 2,000 smallest U.S. domiciled publicly-traded common stocks of the Russell 3000® Index, which represents approximately 8% of the total market capitalization of the Russell 3000® Index, an unmanaged index of the 3,000 largest U.S. domiciled publicly-traded common stocks by market capitalization.

Small-Cap investing involves greater risk not associated with investing in more established companies, such as greater price volatility, business risk, less liquidity and increased competitive threat. You should note that the James Advantage Funds are professionally managed mutual funds while the indices are unmanaged, do not incur expenses and are not available for investment. There are special risks associated with small capitalization issues such as market illiquidity and greater market volatility than large capitalization issues. James Advantage Funds distributed by ALPS Distributors, Inc., 1290 Broadway, Ste 1100, Denver, CO 80203. Barry R. James, Thomas L. Mangan, David W. James, Ann M. Shaw, R. Brian Culpepper, Brian Shepardson, Trent D. Dysert, and Matthew G. Watson are registered representatives of ALPS Distributors, Inc. JAF000339 7/31/15

NOT FDIC INSURED

MAY LOSE VALUE

NO BANK GUARANTEE